

Fund category Namibian Domestic Fixed Interest Varied Specialist Funds

Fund description A widely diversified, actively managed fund that aims to provide a higher level of return than a traditional money market or pure income fund by attaining a mix of capital growth and income.


Fund launch date 01 November 2007

Portfolio manager/s Nishan Maharaj

Fund size N\$828.83 million

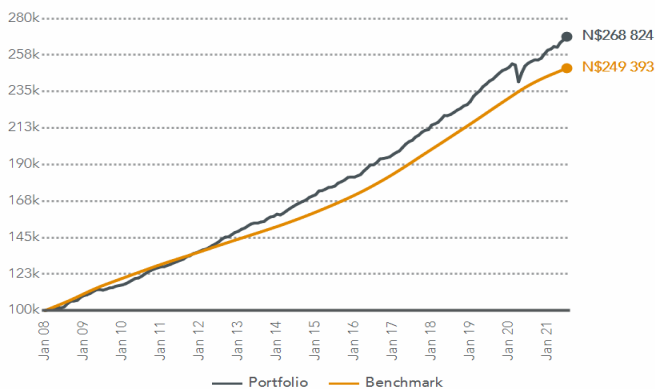
NAV 120.01 cents

Benchmark IJG Money Market Index

Risk 

PERFORMANCE AND RISK STATISTICS

GROWTH OF A N\$100,000 INVESTMENT



PERFORMANCE FOR VARIOUS PERIODS

	Fund	Benchmark	Outperformance
Since Launch (unannualised)	168.8%	149.4%	19.4%
Since Launch (annualised)	7.6%	7.0%	0.6%
Latest 10 years (annualised)	7.5%	6.5%	0.9%
Latest 5 years (annualised)	7.2%	7.1%	0.1%
Latest 3 years (annualised)	6.8%	6.4%	0.4%
Latest 1 year	6.5%	4.5%	1.9%
Year to date	3.2%	2.0%	1.2%

	Fund
Modified Duration	1.8
Modified Duration (ex Inflation Linkers)	1.6

RISK STATISTICS SINCE INCEPTION

	Fund	Benchmark
Annualised Deviation	1.9%	0.4%
Sharpe Ratio	0.31	N/A
Maximum Gain	36.7%	N/A
Maximum Drawdown	(4.4)%	N/A
Positive Months	93.8%	N/A

	Fund	Date Range
Highest annual return	11.2%	Jun 2008 - May 2009
Lowest annual return	2.4%	Apr 2019 - Mar 2020

MONTHLY PERFORMANCE RETURNS

	Jan	Feb	Mar	Apr	May	Jun	Jul	Aug	Sep	Oct	Nov	Dec	YTD
Fund 2021	0.28%	0.59%	(0.16)%	1.11%	0.62%	0.73%							3.20%
Fund 2020	0.87%	(0.28)%	(4.12)%	2.27%	1.72%	0.69%	0.45%	0.38%	(0.04)%	0.43%	1.01%	0.91%	4.24%
Fund 2019	1.40%	0.76%	0.71%	1.07%	0.65%	0.80%	0.44%	0.80%	0.75%	0.67%	0.31%	0.47%	9.18%

FEES

Initial Fee	NUTM: 0.00%
Annual Management Fee*	0.65%

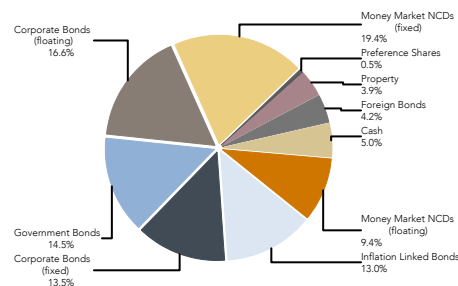
* A portion of NUTM's annual management fee may be paid to administration platforms like LISP's as a payment for administrative and distribution services.

PORTFOLIO DETAIL

EFFECTIVE ASSET ALLOCATION EXPOSURE

Sector	30 Jun 2021
Namibian Assets	45.5%
Real Estate	0.0%
Bonds	16.5%
Cash	29.0%
South African Assets	42.3%
Preference Shares & Other Securities	0.5%
Real Estate	3.6%
Bonds	34.1%
Cash	8.5%
Others	(4.3)%
International Assets	12.2%
Real Estate	0.3%
Bonds	11.8%
Cash	0.2%

PORTFOLIO COMPOSITION



INCOME DISTRIBUTIONS

Declaration	Payment	Amount	Dividend	Interest
30 Jun 2021	01 Jul 2021	1.30	0.07	1.23
31 Mar 2021	01 Apr 2021	1.16	0.04	1.12
31 Dec 2020	04 Jan 2021	1.30	0.06	1.24
30 Sep 2020	01 Oct 2020	1.44	0.02	1.42
30 Jun 2020	01 Jul 2020	1.59	0.04	1.55
31 Mar 2020	01 Apr 2020	1.87	0.10	1.78

Advice Costs

- Initial and ongoing advice fees may be facilitated on agreement between the Client and Financial Advisor.
- An initial advice fee may be negotiated to a maximum of 3% and is applied to each contribution and deducted before investment is made.
- Ongoing advice fees may be negotiated to a maximum of 1% per annum (if initial advice fee greater than 1.5% is selected, then the maximum annual advice fee is 0.5%), charged by way of unit reduction and paid to the Financial Advisor monthly in arrears. This annual advice fee is not part of the normal annual management fee as disclosed above.
- Where commission and incentives are paid, these are included in the overall costs.